

Hillman Elementary School

245 E. Third St.
Hillman, MI 49746
(989)742-4537 - phone
(989)742-4509 - fax
www.hillmanschools.com



Mission

To educate and inspire all students to achieve their maximum potential.

Vision

Preparing our learning community for the reality of tomorrow.

Core Values

Achievement – We will reach our goals!
Excellence – We give our best!
Integrity – We do the right thing!

January 5, 2024

Dear Parents and Community Members:

We are pleased to present you with the Annual Education Report (AER), which provides key information on the 2022-23 educational progress for Hillman Elementary School. The AER addresses the complex reporting information required by federal and state laws. The school's report contains information about student assessment, accountability, and teacher quality. If you have any questions about the AER, please contact Mrs. Crystal Vogt for assistance.

The AER is available for you to review electronically by visiting the following website <https://www.hillmanschools.com>, or you may review a copy in the main office at your child's school.

For the 2023-24 school year, schools were identified based on previous years' performance using definitions and labels as required in the Every Student Succeeds Act (ESSA). A Targeted Support and Improvement (TSI) school is one that had at least one underperforming student subgroup in 2022-23. An Additional Targeted Support (ATS) school is one that had a student subgroup performing at the same level as the lowest 5% of all schools in the state in 2021-22. A Comprehensive Support and Improvement (CSI) school is one whose performance was in the lowest 5% of all schools in the state or had a graduation rate at or below 67% in 2021-22. Some schools are not identified with any of these labels. In these cases, no label is given.

Our school was identified as a Universal Support. Universal supports are available for all students and schools within the State of Michigan.

One challenge for Hillman Elementary School is the Proficiency Index. This category measures the presence of students who meet proficiency in M-Step and MI-Access assessments in the content areas of English Language Arts and Mathematics. This includes grades third through fifth. The areas of ELA and Math are averaged to achieve a single proficiency index value. Our current Proficiency Index is 45.49 out of 100.0 for the 2022-2023 school year; this is a 7.72 increase from the previous school year. Although a minor increase it supports our continued plan for professional development in the area of small group instruction for all teaching staff.

One strength of Hillman Elementary School is the Growth Index. Our Growth Index is 96.99. The growth component aggregates the percent of student that are on track to reach or maintain proficiency within three years across the content areas of ELA and Math. In addition, our Assessment Participation Index continues to be at 100.0. This score indicates that all students are present during testing days and complete the test with a valid score. Testing days are planned and coordinated with all stakeholders to better support students.

Another strength of Hillman Elementary School is School Quality and Overall Success. This index is currently at 86.01, which is a 28.4 increase from last school year. Stakeholders have been working to improve this overall index.

Hillman Elementary School

245 E. Third St.
Hillman, MI 49746
(989)742-4537 - phone
(989)742-4509 - fax
www.hillmanschools.com



Mission

To educate and inspire all students to achieve their maximum potential.

Vision

Preparing our learning community for the reality of tomorrow.

Core Values

Achievement – We will reach our goals!
Excellence – We give our best!
Integrity – We do the right thing!

State law requires that we also report additional information.

1. Students of Hillman Elementary are placed in grade levels according to previous grade levels completed while looking at test scores and assessments. Students who live within the district are encouraged to register and students who are out of district can complete a waiver.
2. Hillman Elementary School is currently working through a Strategic Plan that supports student learning and district growth. Collaboration from teachers, students, parents and community members will help to support areas of strength and areas of improvement.
3. Hillman Elementary School is located at 245 E. Third Street, Hillman, MI. There are 193 students currently enrolled in grades K-5th.
4. Hillman Elementary School houses core curriculum within each K-5 classroom. Every teacher utilizes standards to drive instruction to meet the individualized needs of all students. Pacing guides are being updated to support common text in core subject areas that support collaboration and small group instruction.
5. Students at Hillman Elementary School take the NWEA test three times a year: fall, winter, and spring. This assessment is used to determine interventions/advancements throughout the school year. Engaging in data chats with teachers help to determine the path of instruction to better support individualized needs of all students.
6. Hillman Elementary School had 100% participation for our Fall Parent-Teacher Conferences. This was done by in-person conferences, parent phone calls or virtual meetings discussing growth and development.

The staff and students at Hillman Elementary School strive to always do their best. The commitment to work in the area of preparing our community for the reality of tomorrow is at the forefront as we educate and inspire all students to achieve their maximum potential.

Sincerely,

Crystal Vogt

Crystal Vogt

Mrs. Crystal Vogt
Principal
Hillman Elementary School
245 E Third Street
Hillman, MI 49746
P)989.742.4537
F)989.742.4509
vogtc@hillmanschools.com









School Index School Overview

Hillman Elementary School (08495) / Hillman Community Schools (60020)

School Overview

2022-23

Click inside the tiles below to see more information about each key performance indicator.

 <p>Overall Index 76.21</p>	 <p>Support Category Universal Support Not identified for CSI, ATS, or TSI</p>
 <p>Growth Index 96.99</p>	 <p>Proficiency Index 45.49</p>
 <p>Graduation Rate Index N/A</p>	 <p>English Learner Progress Index N/A</p>
 <p>School Quality and Student Success Index 86.01</p>	 <p>Assessment Participation Index Assessment Participation: 100.00 English Learner Participation: N/A</p>